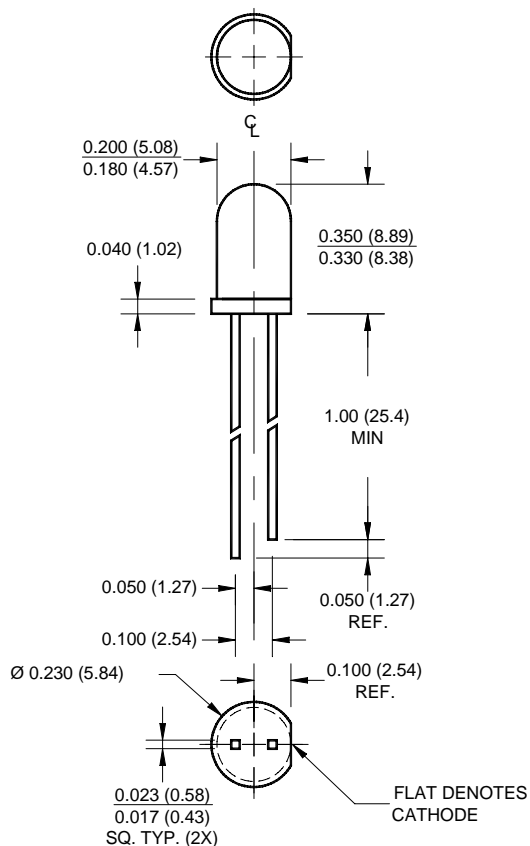


# SUPER BRIGHT T-1 3/4 (5 mm) LED LAMP - Water Clear

## PACKAGE DIMENSIONS



### NOTES:


1. Dimensions for all drawings are in inches (mm).
2. Lead spacing is measured where the leads emerge from the package.
3. Protruded resin under the flange is 1.5 mm (0.059") max.

**SUPER ORANGE**  
MV8703 MV8704  
MV8705 MV8706

**MV870X**

## FEATURES

- Popular T-1 3/4 package
- Super high brightness suitable for outdoor applications
- Solid state reliability
- Water clear optics
- Standard 100 mil. lead spacing



## DESCRIPTION

This T-1 3/4 super bright LED has a moderate viewing angle of 20° for concentrated light output. It is made with an AlInGaP LED that emits orange light at 620 nm. It is encapsulated in a water clear epoxy lens package.

## ABSOLUTE MAXIMUM RATINGS ( $T_A = 25^\circ\text{C}$ unless otherwise specified)

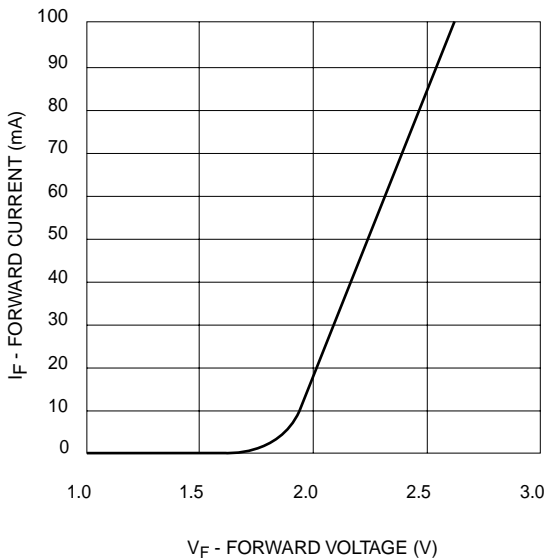
Parameter	Symbol	Rating	Unit
Operating Temperature	$T_{OPR}$	-40 to +100	$^\circ\text{C}$
Storage Temperature	$T_{STG}$	-40 to +100	$^\circ\text{C}$
Lead Soldering Time	$T_{SOL}$	260 for 5 sec	$^\circ\text{C}$
Continuous Forward Current	$I_F$	40	mA
Peak Forward Current ( $f = 1.0 \text{ KHz}$ , Duty Factor = 1/10)	$I_F$	160	mA
Reverse Voltage	$V_R$	5	V
Power Dissipation	$P_D$	100	mW

# SUPER BRIGHT T-1 3/4 (5 mm) LED LAMP - Water Clear

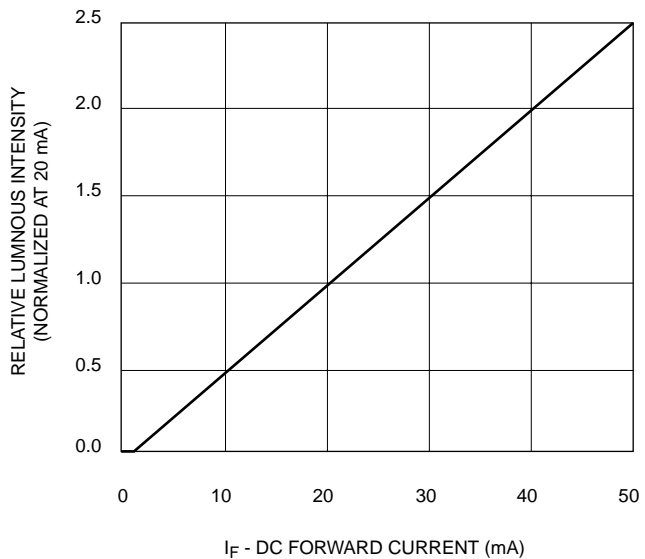
<b>SUPER ORANGE</b>	<b>MV870X</b>
<b>MV8703 MV8704</b>	
<b>MV8705 MV8706</b>	

<b>ELECTRICAL / OPTICAL CHARACTERISTICS</b> (T <sub>A</sub> =25°C)					
Part Number	MV8703	MV8704	MV8705	MV8706	Condition
Luminous Intensity (mcd)					I <sub>F</sub> = 20 mA
Minimum	630	1000	1600	2500	
Typical	940	1500	2400	3500	
Forward Voltage (V)					I <sub>F</sub> = 20 mA
Maximum	2.8	2.8	2.8	2.8	
Typical	2.1	2.1	2.1	2.1	
Wavelength (nm)					I <sub>F</sub> = 20 mA
Peak		620			
Dominant		615			
Spectral Line Half Width (nm)		20			I <sub>F</sub> = 20 mA
Viewing Angle (°)		20			I <sub>F</sub> = 20 mA

## TYPICAL PERFORMANCE CURVES



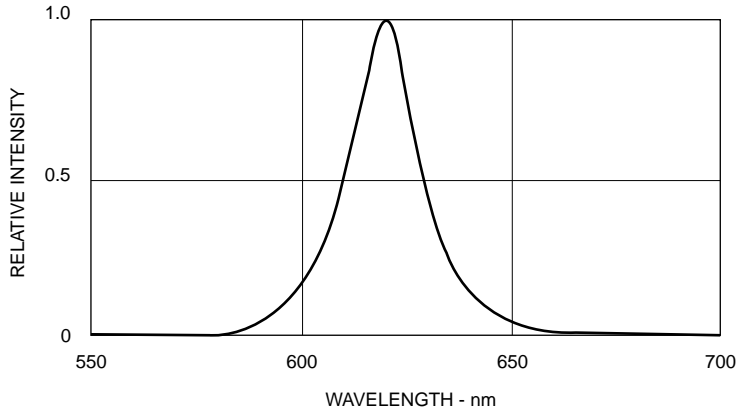
**Fig. 1 Forward Current vs. Forward Voltage**



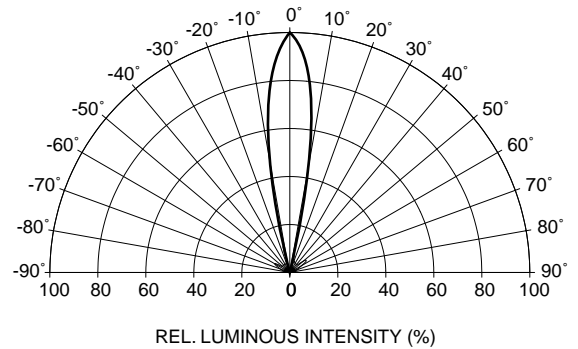
**Fig. 2 Relative Luminous Intensity vs. DC Forward Current**

# SUPER BRIGHT T-1 3/4 (5 mm) LED LAMP - Water Clear

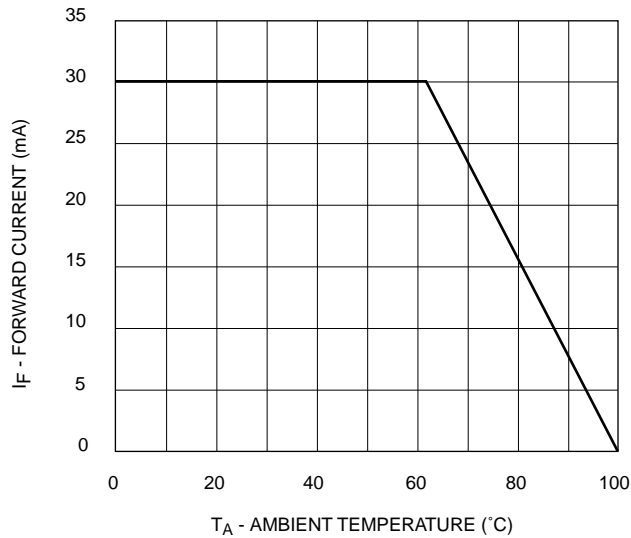
<b>SUPER ORANGE</b>	<b>MV870X</b>
<b>MV8703 MV8704</b>	
<b>MV8705 MV8706</b>	



**Fig. 3 Relative Intensity vs Peak Wavelength**



**Fig. 4 Radiation Diagram**



**Fig. 5 Current Derating Curve**